

## Plaistow & Ifold Parish Key Statistics.

( From Office of National Statistics)

### Population

Male

930

942

Female

926

956

Total

1856

1898

### Ages

0 to 15

370

388

16 to 64

1169

1087

Over 65

317

423

Total

1856

1898

**% Movement**

1.3%

3.2%

**2.3%**

4.9%

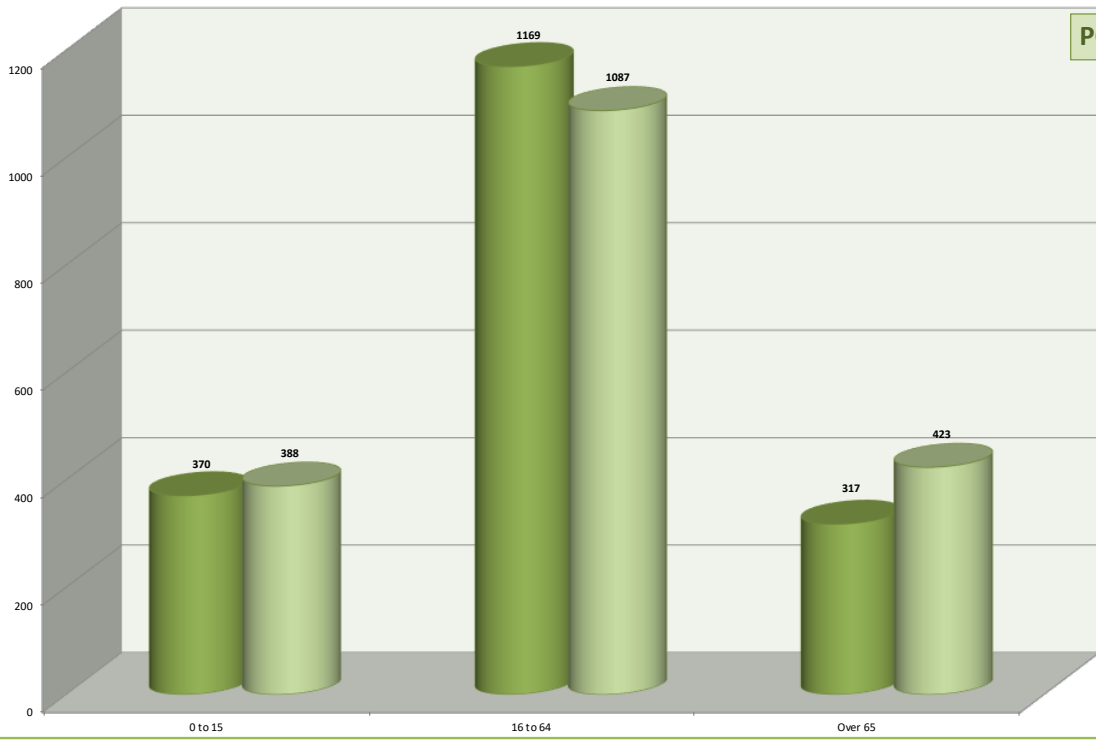
-7.0%

33.4%

**2.3%**

# POPULATIONS

- Population Ages 2001
- Population Ages 2011



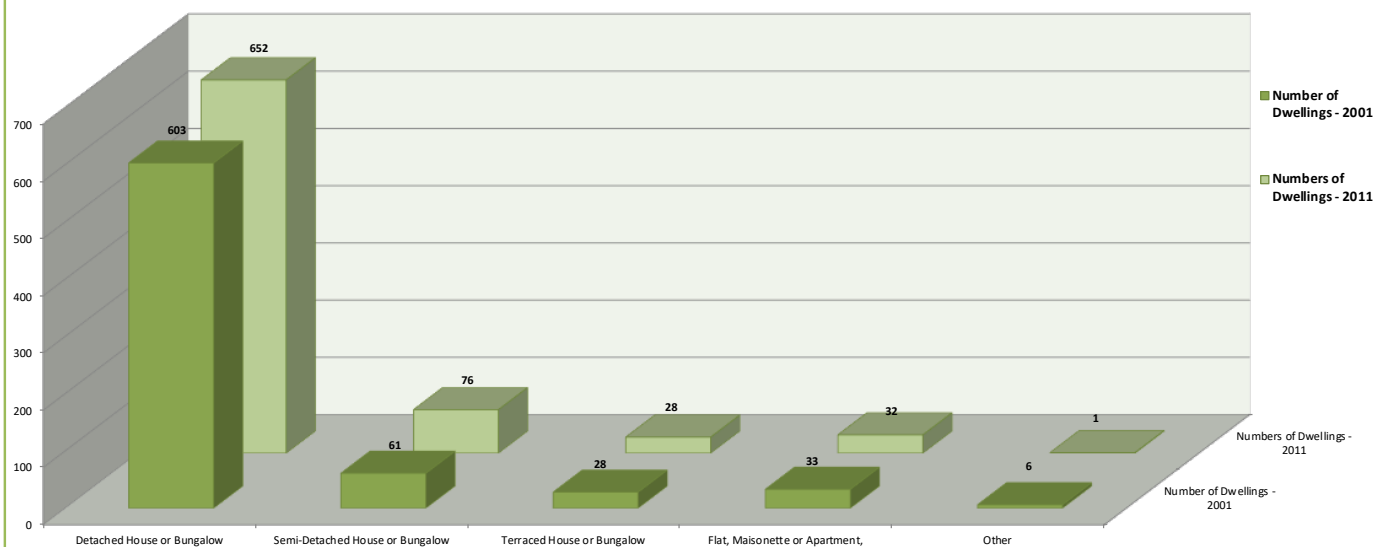
## Plaistow & Ifold Parish Key Statistics.

( From Office of National Statistics)

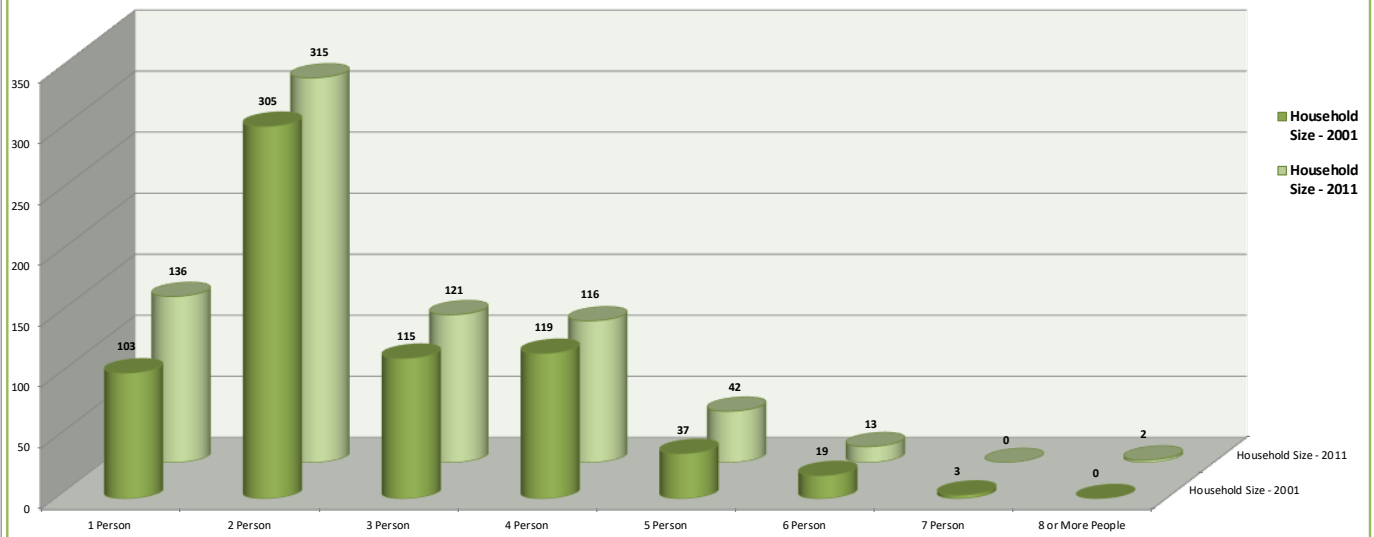
	<u>2001</u>	<u>2011</u>	<u>% Movement</u>
<b>Households</b>			
Detached House or Bungalow	603	652	8.1%
Semi-Detached House or Bungalow	61	76	24.6%
Terraced House or Bungalow	28	28	0.0%
Flat, Maisonette or Apartment, Purpose-Built, Block of Flats or Tenement	18	27	50.0%
Flat, Maisonette or Apartment, Part of a Converted or Shared House( inc Bed-Sits)	15	5	-66.7%
Other	6	1	-83.3%
<b>Total Dwellings</b>	<b>731</b>	<b>789</b>	<b>7.9%</b>
Households with No Usual Residents	30	44	46.7%
<b>Total Households with at least One Resident</b>	<b>701</b>	<b>745</b>	<b>6.3%</b>
<b>Household Size</b>			
1 Person in Household	103	136	32.0%
2 Person	305	315	3.3%
3 Person	115	121	5.2%
4 Person	119	116	-2.5%
5 Person	37	42	13.5%
6 Person	19	13	-31.6%
7 Person	3	0	n/a
8 or More People	0	2	n/a
<b>Total Households with at least One Resident</b>	<b>701</b>	<b>745</b>	<b>6.3%</b>



# HOUSEHOLDS - TYPE



## HOUSEHOLD - SIZE




## Plaistow & Ifold Parish Key Statistics.

( From Office of National Statistics)

	<u>2001</u>	<u>2011</u>	<u>% Movement</u>
<b>Cars and Vans in Household</b>			
None	33	26	-21.2%
1	168	172	2.4%
2	322	339	5.3%
3	128	125	-2.3%
4 or more	50	83	66.0%
<b>Total Households</b>	<b>701</b>	<b>745</b>	<b>6.3%</b>
<b>Total Cars or Vans in Area (Vehicles)</b>	<b>1417</b>	<b>1607</b>	<b>13.4%</b>
<b>Distance Travelled to Work</b>			
Work mainly at Home	191	<b>NOT AVAILABLE</b>	
Less than 2Km	43		
2Km to less than 5Km	32		
5Km to less than 10Km	106		
10Km to less than 20Km	198		
20Km to less than 30Km	107		
30Km to less than 40Km	55		
40Km to less than 60Km	99		
60Km and over	15		
No fixed place of work	50		
Working outside UK	4		
<b>Total People</b>	<b>900</b>	<b>0</b>	





## CARS & VANS IN HOUSEHOLD

